



# PP+ Total Skin

***ADVANCED BRIGHTENING FORMULATION***



**PLANT PLACENTA**

Table of Contents	Page
The Discovery	3
Active Ingredients	4
Application Techniques	5 – 7
Benefits	8
WHY Choose Arco PP+	9 – 11
Focus on SAFETY	12
Unique VALUE Proposition	13 – 15
Clinical Evidence	16
References & Citations	17 – 18

# ARCO PP+ Total Skin

## THE DISCOVERY

In the Mid 90's, scientists discovered that cereal bran layers, known as Plant Placenta Extracts, could deliver cell metabolism activating extracts, which could substitute animal placenta ones

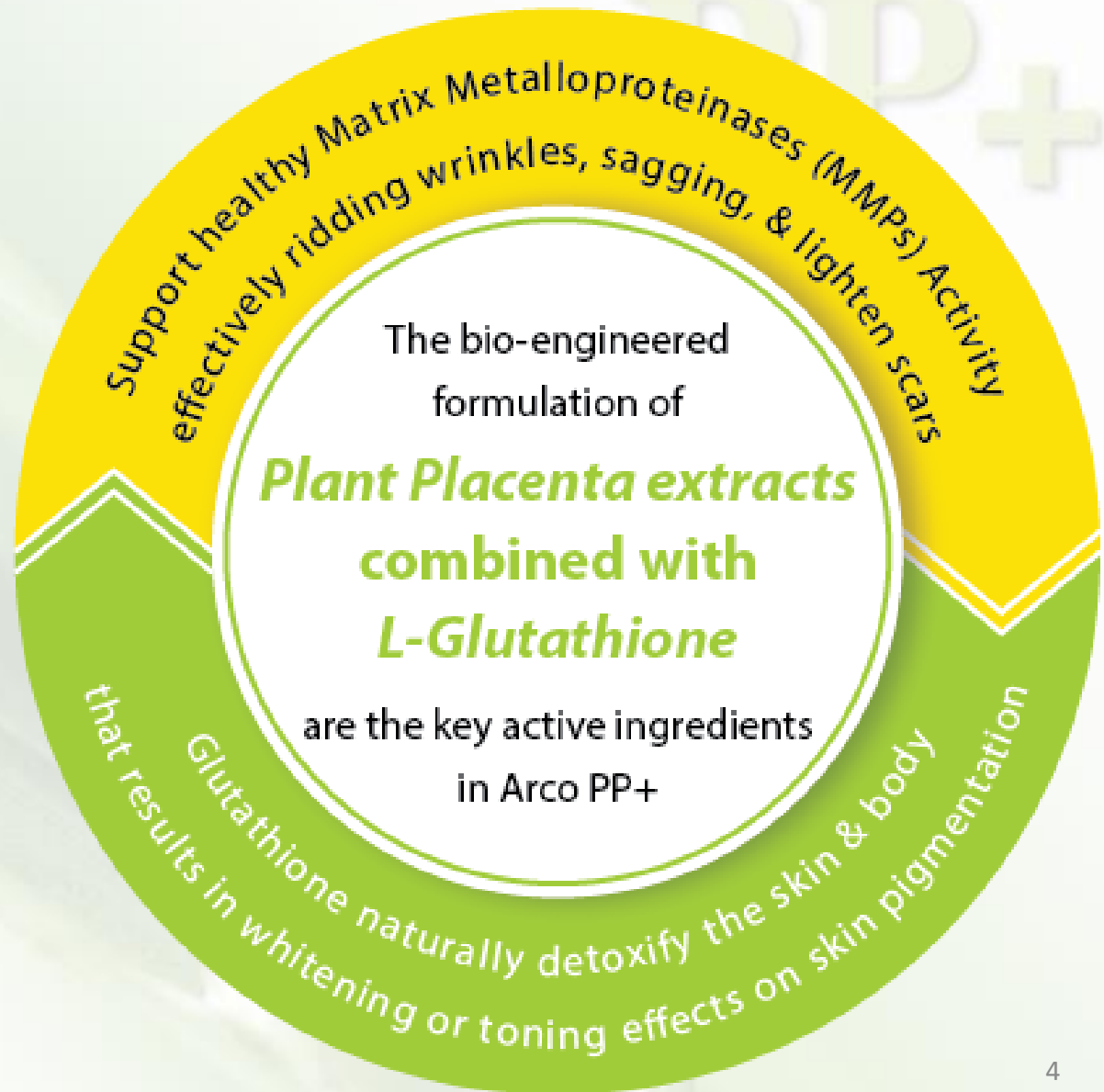
ARCO PP+ Total Skin (Arco PP+) is an ENHANCED and SUPERIOR formulation of Arco PP TSR

## SAFETY & QUALITY

Arco PP+ is manufactured according to a proprietary process

- ✓ Consistently produced and controlled according to quality standards of Good Manufacturing Practice (GMP) USA
- ✓ Compliance to USA FDA (Food and Drug Administration) regulations

# Arco PP+ Active Ingredients



# Arco PP+ Application Techniques (1)

## Recommended Usage:

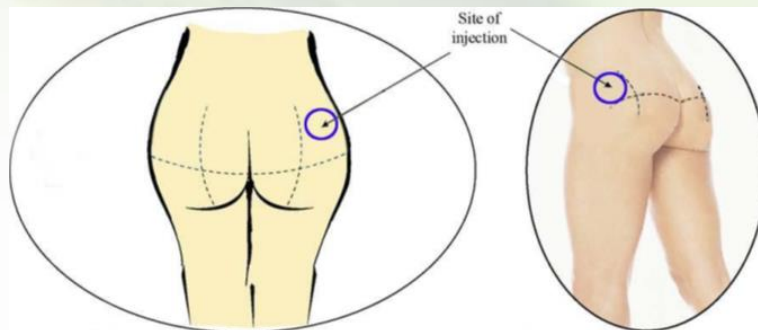
- Each box comprises 10 x 4ml Vials and could either be use as cosmetic on facial area or injected via Intra-Muscular (IM) or Intravenous (IV) mode twice per week or every 3 – 4 days.
- Note that the exact content for each vial is 4.4 ml, extra of 0.4 ml compensate for solution loss during injecting.

## Intravenous (IV)

Arco PP+ should be administered intravenously using butterfly needles. A needle size of 27G ½" is recommended

## Intra-Muscular (IM)

Arco PP+ can be administered intramuscularly into the upper outer quadrant of the gluteus (buttock). A needle size of 23G 1" – 1.5" needle is recommended.



## INDICATION

Suitable for both Female and Male Adults

## CONTRA INDICATION

- ✗ Not suitable for growing children or
- ✗ If have serious physical illness including high blood pressure, lupus, migraine headaches, liver impairment, severe kidney damage, an inborn error in amino acid metabolism, an overactive thyroid, or ulcers, or
- ✗ If pregnant, nursing, taking methadone, or any medications, especially antidepressants such as: MAO inhibitors, or
- ✗ if one has been diagnosed with Bi-Polar Disorder or Schizophrenia

# Arco PP+ Application Techniques (3)



# Benefits of Arco PP+





## Why Choose Arco PP+

The ARCO PP Plus AMINO  
ACIDS AND PEPTIDES ACT AS  
VERITABLE BIO-STIMULINES  
with total respect for the skin's  
natural process of evolution.



## Why Choose Arco PP+

ARCO PP+ stands above other products in the market because:

**01.**

**PP+ has high content of proline/ hydroxyproline in the plant tissue, an essential amino acid couple that plays a major role in the collagen synthesis.**

As a result, Plant Placenta in Arco PP+ provides cell regeneration results that are comparable to or better than those products containing Human Placenta



	Plant Tissue	Human Placenta
Proline - hydroxyproline couple + aspartic acid	812	237
Diamine acids	133	87
Sulphur amino acids	>10	14
Leucine / Isoleucine couple	128	70

A FEW AMINO ACIDS THAT EXPRESSED IN RESIDUE PER THOUSAND

## Why Choose Arco PP+

ARCO PP+ stands above other products in the market because:

**02.**

Studies carried out in the dermatology department of Croix Rousse Hospital in Lyon show clear improvement for dry, flaky skin (due to illness or aging)

**03.**

Plant Placenta is also found to give excellent results on the scalp by stimulating the hair follicles

**04.**

Lastly, in vivo tests have proven that there is an optimum tolerance to Plant Placenta



Potential Health Risks	Human Placenta	Animal Placenta	Plant Placenta
Contain Female Hormones	<i>YES (1)</i>	<i>YES (1)</i>	<i>NO</i>
Potential Risk of TSE	<i>YES (2)</i>	<i>NO</i>	<i>NO</i>
Potential Risk of BSE (Mad Cow Diseases)	<i>YES (2)</i>	<i>YES (2)</i>	<i>NO</i>
Banned by US FDA	<i>YES</i>	<i>YES</i>	<i>NO</i>



**(1)** As they are a mammal placenta, like humans, they contain a high amount of the hormone estradiol – an oestrogen. This may up a woman's risk of developing breast and/or uterine cancer. In men, while these products may make their skin look younger, the addition of such a powerful female hormone may also cause them to have increased breast tissue, cause them to become impotent, or increase their risk of prostate cancer or diabetes

**(2)** Positive Infectivity of TSE / BSE (Mad Cow Diseases)



# UNIQUE VALUE PROPOSITION



The **ONLY PRODUCTS** that  
**COMPLEMENTS ALL FACIAL  
TREATMENTS →** to achieve  
**PERFECT SOLUTIONS FOR  
HOLISTIC REJUVENATION FROM  
WITHIN**

The only Placenta Products that is  
**SAFE TO BE COCKTAILED WITH  
GLUTATHIONE** to function as  
**NATURAL WHITENING PRODUCT**



**MMPs  
(MATRIX METALLOPROTEINASES)**

- ✓ Regulating MMPs enzyme activity is essential to prevent breakdown of collagen, which cause wrinkle formation and sagging
- ✓ Maintaining the Integrity of Skin and other tissues by regulating MMPs enzyme activity to ensure angiogenesis without degradation of collagen network

Arco PP Plus **DOES NOT STOP  
BUT SLOWS DOWN THE  
PRODUCTION OF MELANOCYTE IN  
THE BODY** thus → **BRIGHTENS THE  
WHOLE-BODY NATURALLY**



ARCO™  
**PP+** | **UNIQUE VALUE  
PROPOSITION**

**Arco PP+** → The only product that allows **cocktail with Glutathione or Vitamin C** to achieve Fast Whitening Effect together with Total Skin Rejuvenation / Anti-Aging results

*Safety precautions:*

*Recommended to use Glutathione 600mg to cocktail with per vial Arco PP+ treatment*

**PRODUCT  
COMBINATION**

To offer treatment packages for **Arco PP+ complements ALL AESTHETIC FACIAL TREATMENTS** to achieve **TOTAL HOLISTIC BEAUTY INSIDE OUT**


CLINICAL EVIDENCE



BEFORE  
& AFTER



Date: NOV 2020



## References & Citations

1. WHO Guidelines on Tissue Infectivity Distribution in Transmissible Spongiform Encephalopathies
2. Import Alert # 17-04, Import Alert Name: "Detention Without Physical Examination Bulk Shipments of High-Risk Bovine Tissue from BSE-Countries--Bovine Spongiform Encephalopathy"
3. Association of South East Asian Nations (ASEAN), Annex IV: Asean Guidelines For Minimising The Risk of Transmission of Transmissible Spongiform Encephalopathies in Traditional Medicines
4. Combination of Amino Acids Reduces Pigmentation in B16F0 Melanoma Cells  
Masago ISHIKAWA, Ichiro KAWASE, and Fumio ISHII\*Drug Evaluation Department, Life Science Institute, SSP CO., LTD.; 1143 Nanpeidai, Narita 286–8511, Japan.  
Received November 1, 2006; accepted January 5, 2007; published online January 11, 2007
5. Glutathione and its antiaging and anti melanogenic effects  
Sinee Weschawalit<sup>1</sup>, Siriwan Thongthip<sup>2</sup>, Phanupong Phutrakool<sup>3</sup>, Pravitt Asawanonda<sup>1</sup>, 1. Department of Medicine, Division of Dermatology, 2. Chula Clinical, Research Center, 3. Chula Data, Management Center, Faculty of Medicine, Chulalongkorn University, Bangkok, Thailand, pp. 147 -153
6. The Promise of Youthful Skin with Placenta, Jay Brachfeld, M.D.,
7. Try Sheep Placenta to Tackle Wrinkles, <http://www.dailymail.co.uk/femail/article-2010906/Dont-fancyfacelift->
8. Try-sheep-placenta-treatment-tackle-wrinkles.html
9. Beautiful Life – Anti-Aging Sheep Placenta, <http://bodycellrepair.blogspot.com/2011/07/sheep-placentanow-everyone-can-stay.html>

## References & Citations

10. Placentophagy, <http://en.wikipedia.org/wiki/Placentophagy>
11. Plant Placenta, [http://www.boca-raton-anti-aging.com/plant\\_placenta.htm](http://www.boca-raton-anti-aging.com/plant_placenta.htm)
12. Premarin Side Effects Lawsuits, <http://www.yourlawyer.com/topics/overview/premarin>
13. The clinical effect of glutathione on skin color and other related skin conditions: A systematic review  
Witoo Dilokthornsakul BPharm, PhD1 | Teerapon Dhippayom PharmD, PhD1 | Piyameth Dilokthornsakul PharmD, PhD1,2, pp 728 – 737
14. Clinical Assessment of a Mesotherapy Formulation for Skin Rejuvenation in Healthy Volunteers  
Anne Grand-Vincent<sup>1</sup>, Sylvie Boisnic<sup>2</sup>, Catherine Salomon<sup>3</sup>, Pascal Prinderre<sup>4</sup>, Philippe Piccerelle<sup>4</sup>
15. Sonthalia, S., Jha, A., Lallas, A., Jain, G., & Jakhar, D. (2018). Glutathione for skin lightening: A regnant myth or evidence-based verity? *Dermatology Practical & Conceptual*, 15-21.
16. Watanabe, F., Hashizume, E., Chan, G. P., & Kamimura, A. (2014). Skin-whitening and skin-condition-improving effects of topical oxidized glutathione: A double-blind and placebo-controlled clinical trial in healthy women. *Clinical, Cosmetic and Investigational Dermatology*, 267-274.
17. Weschawalit, S., Thongthip, S., Phutrakool, P., & Asawanonda, P. (2017). Glutathione and its antiaging and antimelanogenic effects. *Clinical, Cosmetic and Investigational Dermatology*, Volume 10, 147-153.
18. For Image (if decide to use):
19. Davids, L. M., Wyk, J. C., & Khumalo, N. P. (2016). Intravenous glutathione for skin lightening: Inadequate safety data. *South African Medical Journal*, 106(8), 782-786.